For Earth, For Life
Kubota

U

KUBOTA TIGHT TAIL SWING COMPACT EXCAVATOR

U55-5

The next generation of tight tail swing compact excavators with advanced performance, comfort, and technology.



*This information is sourced from overseas and may not necessarily apply locally. It is essential that you confirm specifications and other information with your local Kubota dealer.

OPERATOR COMFORT /

A bigger cab with enhanced insulation, improved visibility, and a wealth of new comfort features.

Spacious & Comfortable Cab

With new interior designs, the cabs offer improved comfort for operators of any size. The designs feature a slimmer, more ergonomically positioned right meter panel, a double adjustable seat and greater head and foot space. The result is more room and greater comfort for the operator, and that means improved productivity on the job.

Expanded Glass Area

A slimmer frame design means 20% more glass in the front window, skylight, and left and right windows. Operators can monitor the left and right edges of the dozer as well as the bucket through the skylight—it also enhances the feeling of spaciousness in the cab.



EASE OF USE



Double Adjustable Seat

As part of the new design, the cab is now equipped with a seat with a slide that can be double-adjusted to improve comfort. The joystick consoles on the left and right sides of the seat also can be adjusted independently of the seat to match individual operator requirements. An optional air suspension seat is also available for additional comfort.



A Back-lighted Key Pad

Redesigned for greater comfort and improved operability, the key pad features a compact profile and places all of the main switches on the right side for easier access.

B Enhanced Legroom

The new cab design and interior layout not only optimize operability, but also provide much more foot space for greater operator comfort.



Air Conditioner

The air conditioner duct now directs air to the back of the operator's neck to enhance the effect and efficiency of the air conditioning.



Low Noise*

World-class noise reduction technology helps protect the operator's ears as well as provides a more stress-free working environment for the operator. Rear engine noise is reduced by a metal partition between the engine and the cab. The floor plate is also thicker to reduce noise from beneath the cab.

74dB*

** Noise Level for Cab Spec*

PERFORMANCE

Advanced Kubota Engines and hydraulic systems ensure superior performance and operability in real-world working conditions.



Working Range

Kubota's new 5-ton compact excavators deliver impressive performance and efficiency for their size, with exceptional bucket digging force, outstanding arm reach, and a well-matched arm and bucket. Even tough digging jobs will get done faster and more efficiently.

Versatile Control

Two auxiliary circuits (AUX1 and AUX2) are available on the U55-5. The maximum oil flow settings of both circuits are conveniently adjustable from the digital panel. No additional tools or complex manual adjusting procedures are necessary.

Load Sensing Hydraulic System

Kubota's load sensing hydraulic system ensures smoother operation, regardless of load size. It allows hydraulic oil to flow according to the specific range of the operator's lever motion. The result is greater fuel economy and smoother travelling.

Automatic Activation of 3rd Line Hydraulic Return

No more climbing down from the cab and reaching under the bonnet to manually open and close the 3rd line hydraulic return. The U55-5 features an electronically controlled 3rd line hydraulic return that is automatically activated when the operator selects one way flow mode on the digital panel in the cab.

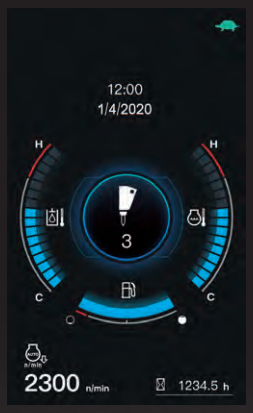

Kubota Original DI Engine with CRS and DPF Muffler

The new Kubota's direct-injection engine is equipped with CRS and with a new and improved DPF which reduces maintenance by increasing the service intervals for both the regeneration filter and ash cleaner.

Automatic Regeneration System

DPF regeneration (PM combustion stroke) is performed automatically, before soot reaches a critical level, so the operator never needs to stop work to clean the DPF.



Hydraulic Angle Blade

Save time and work more efficiently. With a simple movement of the dozer lever, the hydraulic Angle Blade can be angled to the right or left to push soil to the side as the machine moves forward, eliminating the need for repetitive repositioning at right angles when backfilling trenches.

A Bolt-on Cutting Edge*
**Standard on Angle Blade models.*

B Durable Fixed Hook



Dozer Blade Float

You don't need to adjust the dozer height to make a clean ground surface. After backfilling, just travel backward along the covered ditch with the dozer in the float position. Ground finishing work is now fast and easy!



Auto-shift

The auto-shift system enables automatic travel shift from high to low depending on traction effort and terrain. This gives smoother operations when dozing and turning.

Auto Idling System

When the control levers are in neutral for more than 4 seconds, engine RPM automatically idles. Move any control lever, and engine RPM immediately returns. This innovative feature not only lowers noise and exhaust emissions, but also reduces operating cost and fuel consumption. It can be turned on and off.

TECHNOLOGY

Advanced technology and optional items help keep the operator and bystanders informed about the machine.

Keyless Start

Keyless start is standard. The engine can be started by entering a 4 digit passcode using the excavator key pad and up to 10 user passwords can be set. With this new function, customers no longer have to worry about lost keys.



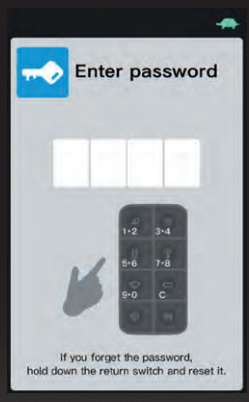

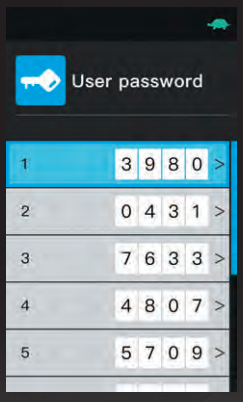

Travel Alarm

A standard travel alarm alerts nearby workers that the compact excavator is on the move.

LED Work Lights with Turn-off Delay

The LED work lights can be programed to turn off 30 seconds to 2 minutes after the engine has stopped. This allows the operator to exit the machine and walk away safely under full illumination.



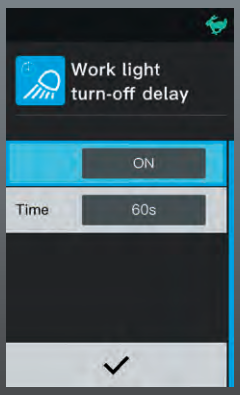



Rear-view Camera (option)

Factory designed rear-view camera provides a fish-eye view to the rear of the compact excavator by displaying the view on the 7" LCD screen in the cab.





SERVICE

A fully opening bonnet and optimum arrangement of internal parts realize quick and efficient service and shorter downtime.





One-sided Engine Maintenance

Kubota has made routine maintenance extremely simple by consolidating primary engine components onto one side for easier access. Engine and other vital components can be inspected quickly and easily.

- **A** WATER SEPARATOR
- **B** DPF MUFFLER
- **C** FUEL FILTER
- **D** ENGINE OIL GAUGE
- **E** ALTERNATOR
- **F** STARTER MOTOR

Side-hood Features

The radiator, oil cooler and A/C condensor are conveniently positioned inside the side-hood bonnet.The new layout and A/C condensor tilt open structure provides an easier and more efficient way to clean and maintain the cooling system. With this, you can keep your machine performing in the best condition and protect the excavator from overheating.







Two-piece Hose Design

The dozer blade's two-piece hose design reduces hose replacement by 60% compared to one-piece hoses.



Tool Storage Box with Grease Gun Holder

The tool storage box is conveniently located under the cab door for quick access. The box also features a grease gun holder to keep the grease gun within easy reach during maintenance.



DIGITAL PANEL

Intuitive operation and large LCD screen help to enhance performance.

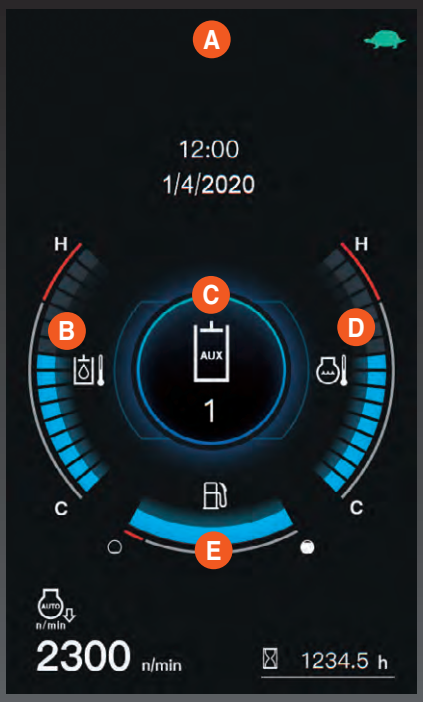

Standard Monitor Display

NEW FULL-COLOR LCD SCREEN WITH JOG DIAL

A full-color, high-resolution 7" LCD screen provides with a single glance all the information the operator needs to operate the compact excavator. An intuitive interface ensures quick understanding and easy access to the compact excavator's various functions, including AUX flow adjustment. Important maintenance items are also displayed, as are detailed alerts for improper machine functions and abnormalities. The new jog dial is both intuitive and easy to use. Even first-time operators will be able to quickly access all important information. A keyless start system is standard for the operator's convenience.

Menu icons



A Alert Indicator
B Hydraulic Temperature
C AUX Mode
D Water Temperature
E Fuel Level

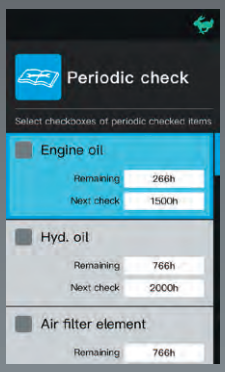

Periodic Check



Log Record

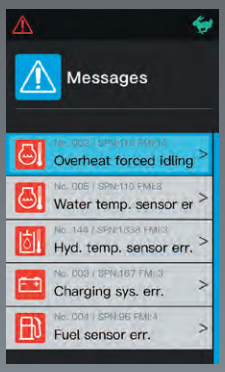

Message Mode

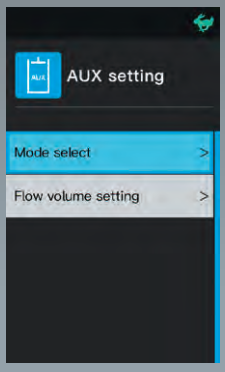

AUX Setting

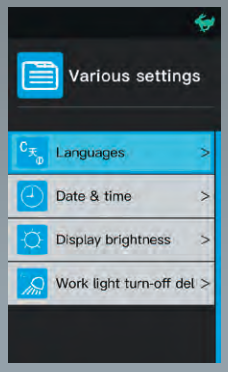

Various Setting



A. Menu Key
B. Return Key
C. Jog Dial
D. Working Light
E. Beacon Light (Opt.)
F. Auto Idle
G. Wiper
H. Rear-view Camera (Opt.)
I. Washer Fluid
J. Travel Alarm Off

U55-5 OPTIONS

Standard Equipment

Machine safety system
- Engine start safety system
- Travel motor with disc brake
- Swivel motor with disc brake
- All hydraulic control

Working equipment
- Auxiliary hydraulic circuit 1 and 2 (proportional control)
- 2 LED working lights on cab and 1LED light on the boom
- Travel alarm

Operator's space
- ROPS/FOPS canopy
- Canopy lights (LED)
- Double adjustable seat
- Retractable seat belt
- Hydraulic pilot control levers with wrist rests
- Travel levers with foot pedals
- Two pattern selection system
- 7" Full Color LCD screen
- 12V power source
- Cup holder
- Horn
- Keyless start

Engine / Fuel system
- Double element air filter
- Auto idling system
- Water separator with drain cock

Undercarriage
- Dozer blade with float
- 400 mm rubber track
- 1 × upper track roller
- 5 double-flange track rollers on each side
- 2-speed travel switch on dozer lever
- 2-speed travel with auto-shift

Hydraulic system
- 3-pump load sensing system
- Pressure accumulator
- Hydraulic pressure checking ports
- Straight travel circuit
- Automatic activation of third line hydraulic return
- Adjustable maximum oil flow on auxiliary hydraulic circuits 1 and 2
- Auxiliary switch (AUX1) on left control lever
- Auxiliary switch (AUX2) on right control lever

Others
- Tool box
- Grease gun holder

Optional Equipment
- Cab with A/C, rear view mirror and rear work lights
- 1'3.7" (400 mm) steel track
- Angle blade with float function and BOE
- Air suspension seat
- Rear-view camera

Working Range

Model				U55-5
A	Max. digging height		mm	5635
B	Max. dumping height		mm	4000
C	Max. digging depth		mm	3630
D	Max. vertical digging depth		mm	1515
E	Max. digging radius, at ground level		mm	5965
F	Max. digging radius		mm	6105
G	Min. turning radius	W/o swing	mm	2460
		With swing	mm	2020
H	Min. tail turning radius		mm	1065

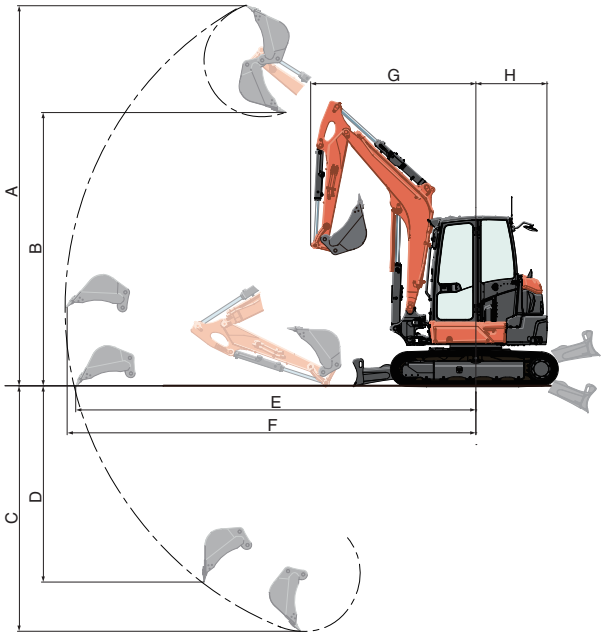

Lifting Capacity

LIFT POINT HEIGHT (m)		LIFTING CAPACITY OVER-FRONT BLADE DOWN unit=ton			LIFTING CAPACITY OVER-SIDE unit=ton		
		LIFT POINT RADIUS (m)			LIFT POINT RADIUS (m)		
		3.0	4.5	MAX	3.0	4.5	MAX
	3	-	1.1	-	-	0.69	-
	2	1.70	1.19	1.01	1.24	0.67	0.55
	1	2.24	1.31	1.08	1.14	0.64	0.51
GL	0	2.40	1.36	1.13	1.09	0.62	0.53

Machine with canopy, standard blade and rubber track, without bucket

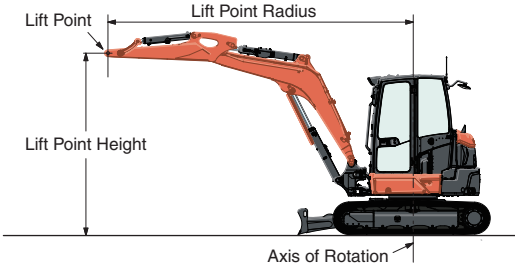

SPECIFICATIONS

Model				U55-5	U55-5 Angle
Type of ROPS / FOPS				Canopy / Cab	
Type of tracks				Rubber, Steel	
Engine	Model			V2607-CR-E5-BH1 / V2607-CR-E5-BH2	
	Output (SAE J1995 gross)		HP (kW) @ rpm	47.6 (35.5) @ 2200	
	Output (SAE J1349 net)		HP (kW) @ rpm	46.4 (34.6) / 45.5 (33.9) @ 2200	
	Displacement		cc	2615	
Dimensions	Overall length		mm	5475	
	Overall height		mm	2550	
	Overall width		mm	1960	
	Min. ground clearance		mm	310	
Hydraulic system	Pump capacity		ℓ/min	56.1 Variable × 2 / 37.0 Gear × 1	
	Auxiliary hydraulic flow	AUX1 / AUX2	ℓ/min	75 / 37	
	Max. breakout force	Bucket / Arm	kgf	4614 / 2662	
Drive system	Travel speed	Low / High	km/h	2.8 / 4.9	
	Max. traction force	Low speed	kgf	6567	
	Tumbler distance		mm	1990	
	Crawler length		mm	2500	
	Shoe width	Rubber / Steel	mm	400	
	Ground contact pressure	Rubber Canopy / Cab	kgf/cm^2	0.32 / 0.33	0.33 / 0.34
		Steel Canopy / Cab	kgf/cm^2	0.33 / 0.33	0.34 / 0.34
Swing system	Unit swing speed		rpm	9.2	
	Boom swing angle	Left / Right	degree	70 / 55	
Blade	Dimensions	Width	mm	1960	
		Height	mm	410	425
	Max. lift above ground		mm	440	510
	Max. drop below ground		mm	405	465
	Angle	Left / Right	degree	-	25 / 25
Hydraulic oil (Reservoir / System)			ℓ	41.9 /77.0	
Fuel reservoir			ℓ	66.0	
Operating weight (Including operator's weight @ 75 kg)		Rubber Canopy / Cab	kgf	5545 / 5645	5755 / 5855
		Steel Canopy / Cab	kgf	5675 / 5775	5885 / 5985

The company reserves the right to change the above specifications without notice. This brochure is for descriptive purposes only. Please contact your local Kubota dealer for warranty infomation. For your safety, Kubota strongly recommends the use of a Rollover Protective Structure (ROPS) and seat belt for almost all applications.

DIMENSIONS

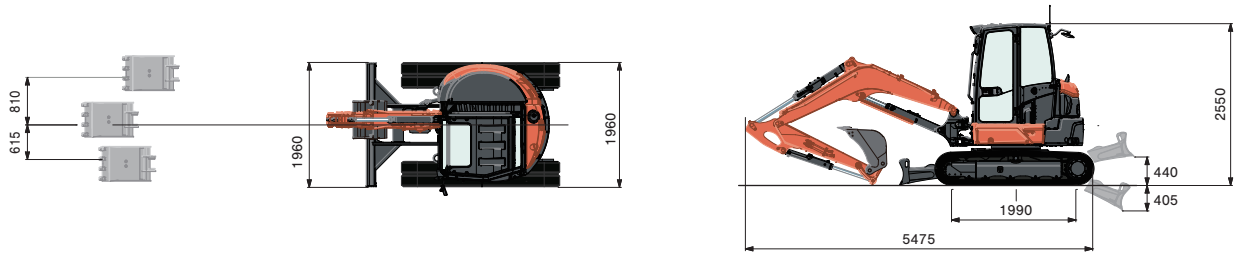

Unit: mm

©2026 Kubota Corporation

Kubota Australia Pty Ltd
25-29 Permas Way, Truganina VIC, 3029 Australia
Freecall: 1800-334-653
Email: sales@kubota.com.au

Web Site: http://www.kubota.com.au

Kubota New Zealand Limited
433 Rangitikei Street, Cloverlea, Palmerston North, 4412 New Zealand
Freecall: 0800-582-682
Email: sales@kubota.com.au

Web Site: http://www.kubota.co.nz

Kubota Genuine Parts
for excellent performance, durability and safety



Cat. No.9017A-01-AU Printed in Japan '26-10D.